



Introducing Wi-Fyre  
'Wire to Wireless'  
Gateway Fire Detection  
From

**eurofyre**  
LIMITED



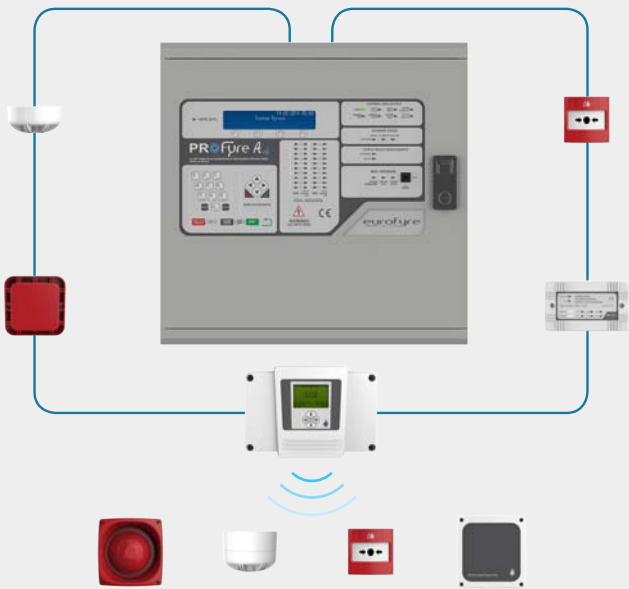
# Wi-Fyre is a truly universal solution, allowing wired and wireless fire alarm devices to be seamlessly interconnected in new or existing conventional or analogue addressable systems.

Wireless technology is now an everyday part of our lives, both at home and in the workplace – having radically changed the way we work and communicate. Parallel advances in battery technology and electronic components that operate at much lower voltages and power levels have helped to make this possible.

Safety critical installations such as fire detection and alarm systems often require large numbers of field devices to be fitted which, for reasons of integrity and lifetime cost of ownership, are still preferred, specified and will remain as hardwired types for the foreseeable future. It is therefore clear that there is a place for both types of technology ‘wired’ and ‘wireless’ when designing and specifying a fire detection system. Wired devices should be used where cables are easy and cost effective to install and, wireless devices should be used where the installation of cables would be expensive, time consuming, impractical or just impossible.

For ease of use and battery longevity, wireless fire detection systems operate on licence exempt frequency bands at low radiated power levels. The hybrid ‘wire to wireless’ solution provided by Wi-Fyre, enables wireless field devices to be kept in relatively close proximity to the nearest zone, loop and sounder circuit cables, thereby simplifying design and application by having excellent signal strength levels available.

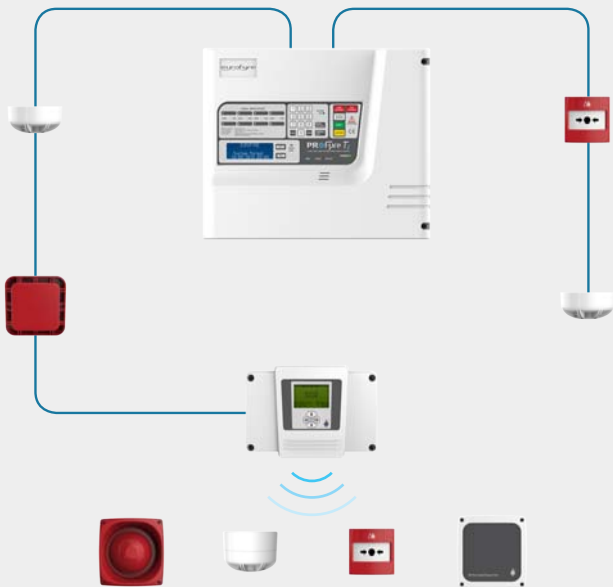
Compatible with O.E.M conventional and addressable fire control panels	✓
Fully addressable with the ProFyre A4 and A2 analogue addressable panels and ProFyre T8 2-wire system	✓
Can be used as a stand-alone system for residential applications (PSU required)	✓
Existing systems are easy to extend, without damage to decoration and building fabrics	✓
Easy to install, commission and operate	✓
Complete range of field devices available	✓
Up to 30 field devices per radio interface	✓
Up to 3 year battery life	✓



## ProFyre Addressable

When connected directly to the loop or zone wiring of a ProFyre addressable or analogue addressable control panel, the transponder will act as a seamless analogue-addressable gateway, enabling data and control to take place directly between the panel and individual wireless field devices, with wireless field devices behaving and appearing just like hard-wired devices. In this mode, power is taken from the loop itself and there is no need for a local power supply.

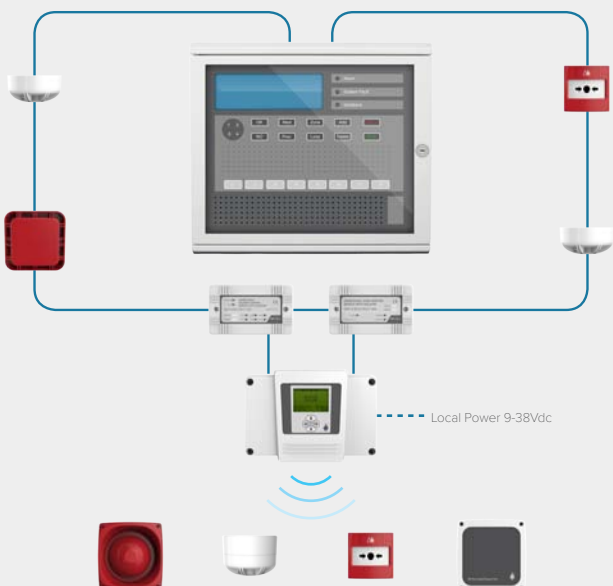
---



## ProFyre 2-Wire

For complete system flexibility, a zone/loop powered Wi-Fyre interface can be connected at any point on the T8 system wiring, enabling matching 'wireless' detector, call points, sounders or interfaces to be seamlessly connected to the wired system. This means that, for the first time, wireless devices can now be specified and used on an 'as-needed basis' on a simple 2-wire conventional system, without the need for additional power supplies and associated wiring.

---



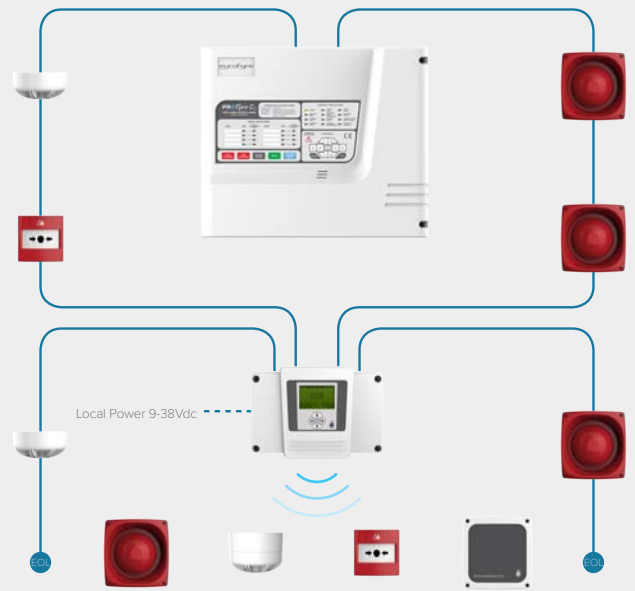
## Addressable (Collective)

This mode requires the host addressable fire detection and alarm system to have a compatible conventional zone monitor unit and/or sounder circuit controller available, together with a local 9-38Vdc, battery backed and monitored power source (15mA @ 24Vdc minimum).

## Conventional

Wi-Fyre has been designed to be electrically compatible with most modern diode and non-diode based conventional panels and field devices, whilst at the same time allowing wireless field devices to share the fault monitoring capabilities of the conventional control panel. Faults reported by the wireless interface are non-latching and it is not necessary to perform any local reset or silence operations following the activation of an automatic detector or manual call point. Alarm and fault conditions transferred to the conventional control panel by the wireless interface are collective. However, individual devices can still be further diagnosed at the Wi-Fyre interface, which is fully addressable.


---



## Standalone

In standalone mode the Wi-Fyre transponder is transformed into a basic, menu driven control and indication panel, capable of displaying events locally and allowing fault and alarm conditions to be acknowledged, silenced and reset. This mode is intended for residential use only and must not be used in commercial systems. Power to the transponder must be provided from a Wi-Fyre mains derived power supply unit, which is monitored, battery backed and will provide a minimum of 72 hours standby power in the event of mains failure.

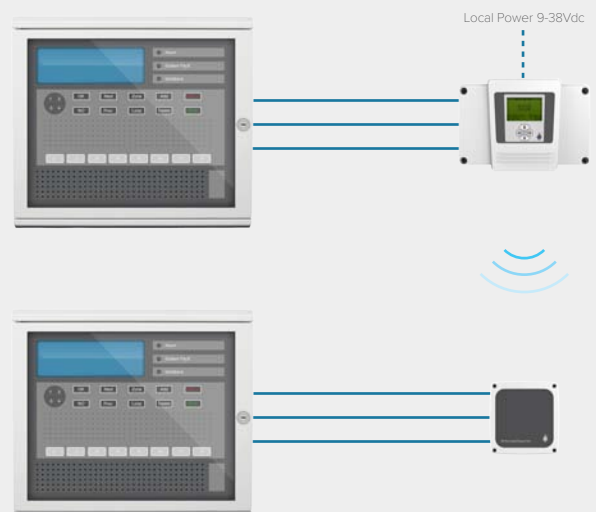
---



## Reflective

When operating in 'conventional mode', it is also possible to use a Wi-Fyre transponder together with one or more field mounted I/O units to wirelessly repeat inputs to outputs, and/or outputs to inputs. This, for example, will allow two systems to be wirelessly interconnected, provided that the wireless devices are within range. In this mode, wireless inputs and outputs are non-latching.

For more information, please contact a Eurofyre representative.



visit [www.wi-fyre.co.uk](http://www.wi-fyre.co.uk) for more information