

PAVIRO Controller

www.boschsecurity.com



BOSCH
Invented for life

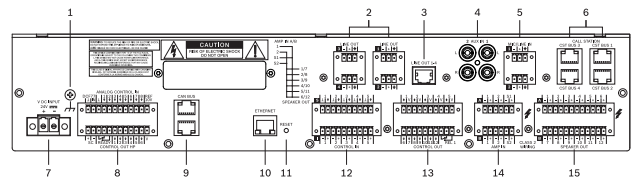


- ▶ Low power consumption in standby mode
- ▶ Extreme flexibility
- ▶ Excellent sound quality >106 dB s/n ratio
- ▶ Up to 85 minutes internal digital message storage

The PVA-4CR12 controller is the central paging manager for the PAVIRO system. Eight local audio inputs can be switched to four audio outputs. A two channel message manager is integrated. The controller provides all the audio processing, supervision and control functions for a complete PAVIRO system. A single controller supports up to 16 call stations and 492 paging zones. The controller is equipped with 12 zones, 18 GPIs and 19 GPOs. One controller can handle up to 2000 W loudspeaker load. Additional zones and power can be added by using up to 20 external routers and 40 amplifiers with each 2 X 500 W. The zone indicator lights on the front indicate the current status of every zone:

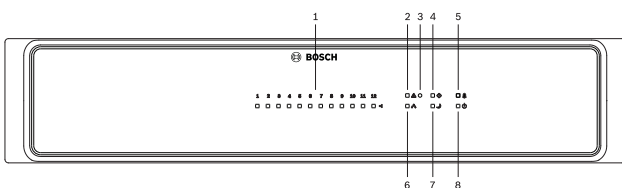
- Green: Zone in use for non emergency purpose
- Red: Zone in use for emergency purpose
- Yellow: Zone fault detected
- Off: Zone in idle condition

- 1 Zone status indicator light
- 2 General fault warning indicator light
- 3 Recessed button
- 4 System fault indicator light
- 5 Voice alarm indicator light
- 6 Network indicator light
- 7 Standby indicator light
- 8 Power indicator light



- 1 Grounding screw
- 2 LINE OUT 1-4 ports (Euroblock)
- 3 LINE OUT 1-4 port (RJ-45)
- 4 AUX IN 1/2 ports (RCA)
- 5 MIC/LINE IN 1/2 ports (Euroblock)

System overview




- 6 CST BUS 1-4 ports (RJ-45, for connection of call station)
- 7 DC power input
- 8 CONTROL IN/OUT port (including pins for DCF77 and slave clock)
- 9 CAN BUS port
- 10 ETHERNET port
- 11 Reset button
- 12 CONTROL IN ports
- 13 CONTROL OUT ports
- 14 AMP IN ports
- 15 SPEAKER OUT ports

Certifications and approvals

- IEC 60065
- EN 61000-6-3
- EN 50130-4
- EN 60945
- EN 60950

Installation/configuration notes

	Warning
Risk of explosion if battery is not replaced correctly. Must be replaced only with the same or equivalent type of battery.	

Parts included

Quantity	Component
1	PVA-4CR12
2	CAN terminating resistor (120 ohm)
1	Euroblock connector 2-pole (Phoenix, PC 5/2-STF-7,62, 1975697, F.01U.108.398)
6	Euroblock connector 3-pole (Phoenix, MC 1,5/3-STF-3,81, Nr. 1827716, F.01U.104.680)
2	Euroblock connector 6-pole (Phoenix, MC 1,5/6-ST-3,81, 1827745, F.01U.104.179)
4	Euroblock connector 10-pole (Phoenix, MC 1,5/10-STF-3,81, 1827787, F.01U.301.445)
2	Euroblock connector 12-pole (Phoenix, MC 1,5/12-STF-3,81, 1827800, F.01U.108.397)
4	Foot stand (self-adhesive)

Quantity	Component
1	Operation manual
1	Important safety instructions

Technical specifications

PVA-4CR12 Controller	PAVIRO controller including signal processing, routing, system control and supervision
Audio	8 audio inputs, 4 audio outputs
Safety/redundancy	Internal supervision, system monitoring, watchdog, fault output
PC configuration and control software	<ul style="list-style-type: none"> • Configuration Wizard: Easy system configuration. • IRIS-Net: Integration of controller, amplifiers, call stations, routers and peripheral control; configuration, control, and supervision for complete audio systems; programmable user control panels and access levels. • Hot Swapper (included in IRIS-Net package): Easy updating of messages during runtime.
Frequency response (ref. 1 kHz)	20 Hz to 20 kHz (-0.5 dB)
Signal-to-noise ratio (A-weighted)	Line in to line out: 106 dB typical
THD+N	< 0.05%
Crosstalk (line level)	Line in to line out (0 dB gain): < 100 dB at 1 kHz
Sample rate	48 kHz
DSP processing resolution	24-bit linear A/D and D/A conversion, 48-bit processing
Audio inputs (microphone/line level)	MIC/LINE: 2 × 3-pin port, electronically symmetric AUX: 2 × Stereo RCA
• Input level (nominal)	MIC/LINE: 15 dBu AUX: 9 dBu
• Input level (max. before clip)	MIC/LINE: 18 dBu AUX: 12 dBu
• Input impedances	MIC/LINE: 2.2 kΩ AUX: 8 kΩ
• Common mode rejection	MIC/LINE: > 50 dB

• Phantom power, switchable	MIC/LINE: 48 V DC
• A/D conversion	24 Bit, Sigma-Delta, 128 times oversampling
Audio inputs (100 V)	AMP IN: 2 × 6-pin port
• Max. voltage	120 V
• Max. current	7.2 A
• Max. power	500 W
Audio outputs (line level)	LINE OUT: 1 x RJ-45, 4 x 3-pin port
• Output level (nominal)	6 dBu
• Output level (max. before clip)	9 dBu
• Output impedance	<50 Ω
• Min. load impedance	400 Ω
• D/A conversion	24 Bit, Sigma-Delta, 128 times oversampling
Audio outputs (100 V)	SPEAKER OUT: 2 × 12-pin port
• Max. voltage	120 V _{eff}
• Max. current	7.2 A
• Max. power	500 W
• Crosstalk (100 V)	AMP IN to SPEAKER OUT: < 100 dB at 1 kHz with 1 kΩ load
Call station bus (CST)	4 × integrated power+CAN +audio interface, RJ-45
• Power	+24 V DC, electronic fuse
• CAN	10, 20 or 62.5 kbit/s
• Audio	electronically symmetric
• Max. length	1000 m
ANALOG CONTROL IN	1 × 12-pin port
• Control inputs	• 8 (analog 0-10 V/logic control; low: U ≤ 5 V DC; high: U ≥ 10 V DC; U _{max} = 32 V DC)
• Reference outputs	• +10 V, 100 mA • GND
• Time sync input	1 (DCF-77 receiver)
CONTROL OUT HP	1 × 12-pin port
• Control outputs	• 6 High Power outputs (open collector, U _{max} = 32 V, I _{max} = 1 A)

• Reference output V	• +24 V, I _{max} = 200 mA
• Ready/fault output	1 (NO/NC relay contacts, U _{max} = 32 V, I _{max} = 1 A)
• Slave clock output	1 (24 V DC, max. 1 A)
CONTROL IN	2 × 10-pin port
• Control inputs	• 5 supervised inputs (0–24 V, U _{max} = 32 V) • 5 isolated inputs (low: U ≤ 5 V DC; high: U ≥ 10 V DC; U _{max} = 32 V)
CONTROL OUT	2 × 10-pin port
• Control outputs	12 Low Power outputs (open collector, U _{max} = 32 V, I _{max} = 40 mA)
• Control relay	1 (NO/NC relay contacts, U _{max} = 32 V, I _{max} = 1 A)
Interfaces	
• Ethernet	1 × RJ-45, 10/100 MB (for PC connection)
• CAN BUS port	2 × RJ-45, 10 to 500 kbit/s (for amplifier, router connection)
DC power input	21–32 V DC
Power consumption	10 to 250 W
Operating temperature	-5 °C to +45 °C
Electromagnetic environment	E1, E2, E3
Product dimensions (Width × Height × Depth)	19", 2 HU, 483 × 88.2 × 391 mm
Net weight	8.0 kg
Shipping weight	9.5 kg

Ordering information

PAVIRO Controller
Order number **PVA-4CR12**

Represented by:

Americas:

Bosch Security Systems, Inc.
130 Perinton Parkway
Fairport, New York, 14450, USA
Phone: +1 800 289 0096
Fax: +1 585 223 9180
security.sales@us.bosch.com
www.boschsecurity.us

Europe, Middle East, Africa:

Bosch Security Systems B.V.
P.O. Box 80002
5617 BA Eindhoven, The Netherlands
Phone: + 31 40 2577 284
Fax: +31 40 2577 330
emea.securitysystems@bosch.com
www.boschsecurity.com

Asia-Pacific:

Robert Bosch (SEA) Pte Ltd, Security
Systems
11 Bishan Street 21
Singapore 573943
Phone: +65 6571 2808
Fax: +65 6571 2699
apr.securitysystems@bosch.com
www.boschsecurity.asia

China:

Bosch (Shanghai) Security Systems Ltd.
203 Building, No. 333 Fuquan Road
North IBP
Changning District, Shanghai
200335 China
Phone +86 21 22181111
Fax: +86 21 22182398
www.boschsecurity.com.cn

America Latina:

Robert Bosch Ltda Security Systems Division
Via Anhanguera, Km 98
CEP 13065-900
Campinas, Sao Paulo, Brazil
Phone: +55 19 2103 2860
Fax: +55 19 2103 2862
latam.boschsecurity@bosch.com
www.boschsecurity.com