

PAVIRO Amplifier

www.boschsecurity.com



BOSCH
Invented for life



- ▶ 2 × 500 Watt class D amplifier
- ▶ Low power consumption in standby mode (3 Watt)
- ▶ Local input per channel
- ▶ Excellent sound quality > 104 dB s/n ratio

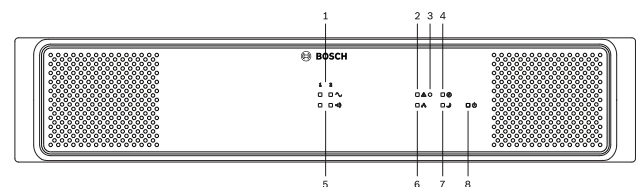
The PVA-2P500 class-D amplifier is a 2 × 500 W professional audio amplifier for evacuation purposes. It can be operated from both the mains and a DC supply. The output voltage is galvanically insulated and is constantly monitored for ground fault. An energy-saving mode and temperature-controlled fans reduce energy consumption and noise levels. The control and monitoring functions are performed via CAN bus. This amplifier is designed for operation in an emergency evacuation system. The amplifiers are usually controlled via a controller and configured using IRIS-Net.

The power amplifier has the following features:

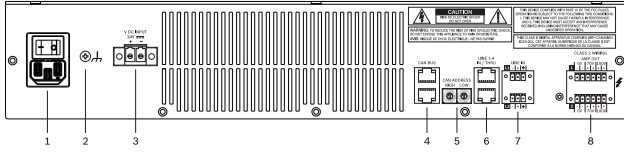
- Floating 100 V or 70 V power outputs
- High efficient amplifier blocks in class-D technology
- Outputs idling and short circuit-protected
- Mains operation 120–240 V (50/60 Hz) and/or 24 V DC emergency backup
- Electronically balanced inputs
- Temperature monitoring function
- Pilot tone and ground fault monitoring function via PVA-4CR12 controller or PVA-4R24 router
- Processor control of all functions
- Monitoring of the processor system via watchdog circuit
- Non-volatile FLASH memory for configuration data
- Internal monitoring function
- Integrated audio relays
- Line monitoring function

The power amplifier is processor-controlled and equipped with extensive monitoring functions. Line monitoring for the CAN bus and for audio transmission allows line interruptions and short-circuits to be detected and indicated to the user.

System overview



- 1 Signal clip indicator light
- 2 General fault warning indicator light
- 3 Recessed button
- 4 Ground fault indicator light
- 5 Audio signal indicator light
- 6 Network indicator light
- 7 Standby indicator light
- 8 Power indicator light



- 1 AC power input and power switch
- 2 Grounding screw
- 3 DC power input
- 4 CAN BUS port
- 5 CAN ADDRESS selector switch
- 6 LINE IN 1-4 audio input sockets (RJ-45)
- 7 LINE IN 1 or 2 audio input sockets (Euroblock, balanced signal)
- 8 Amplifier power output sockets (70 V or 100 V)

Certifications and approvals

- EN 50130-4
- EN 50581
- EN 55103-1/2
- EN 61000-3-2/3
- EN 61000-6-3
- IEC 60065
- EN 60945

Parts included

Quantity	Component
1	PVA-2P500
1	Power cord 230 V AC
1	Power cord 120 V AC
1	Euroblock connector 2-pole (Phoenix, PC 5/2-STF-7,62, 1975697, F.01U.108.398) for 24 V DC
2	Euroblock connector 3-pole (Phoenix, MC 1,5/3-STF-3,81, Nr. 1827716, F.01U.104.680) for audio input
2	Euroblock connector 6-pole (Phoenix, MC 1,5/6-ST-3,81, 1827745, F.01U.104.179) for audio outputs
4	Foot stand (self-adhesive)
1	Operation manual
1	Important safety instructions

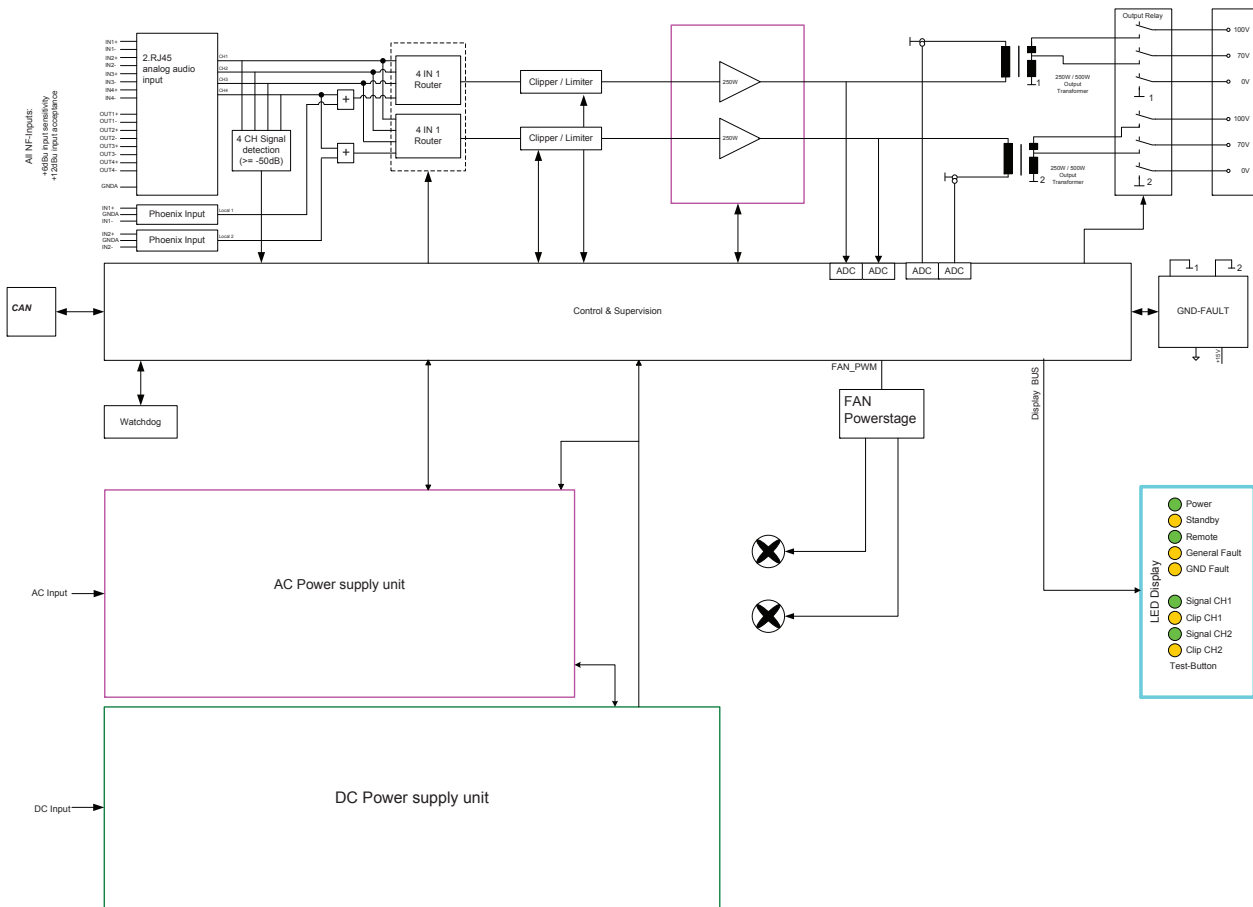
Technical specifications

Rated load impedance (output power)	
• 100 V	20 Ω (500 W)
• 70 V	10 Ω (500 W)
Rated output power, 1 kHz, THD ≤ 1%	2 × 500 W ¹

Rated input voltage	+6 dBu
Max. RMS voltage swing, 1 kHz, THD ≤ 1%, without load	
• 100 V	110 V
• 70 V	78 V
Voltage gain, ref. 1 kHz, fixed	
• 70 V	33.2 dB
• 100 V	36.2 dB
Maximum load capacitance	2 μF
Input level, max.	+18 dBu (9.75 V _{rms})
Frequency response, ref. 1 kHz, rated load, -3 dB	50 Hz to 25 kHz
Input impedance, active balanced	20 kΩ
Signal-to-noise ratio (A-weighted)	> 104 dB
Output noise (A-weighted)	< -62 dBu
Crosstalk, ref. 1 kHz	< -85 dB
Output stage topology	Class-D, transformer, floating
Power requirements	
• AC	115–240 V (-10/+10%) ²
• DC	21-32 V
Power consumption, AC and DC	See section “Power consumption” in operation manual
Inrush current	2 A
Inrush current, after five-second power cycle	1.3 A
Mains fuse	T6.3A (internally)
DC fuse	30A (internally)
Ground fault	R < 50 kΩ
CAN BUS port	2 × RJ-45, 10 to 500 kbit/s
Protection	Audio input level limiter, RMS output power limiter, high temperature, DC, short circuit, mains undervoltage protection, DC supply undervoltage protection, inrush current limiter, ground fault
Cooling	Front-to-rear, temperature-controlled fans
Operating temperature	-5 °C to +45 °C
Safety class	Class I
Electromagnetic environment	E1, E2, E3
Product dimensions (Width × Height × Depth)	19", 2 HU, 483 × 88.2 × 391 mm

Net weight	16.5 kg
Shipping weight	19 kg

¹ In DC mode and in continuous alarm-signal operation, output signal limited by 3 dB max.
² Reduced output power at mains voltages below 115 V



Circuit diagram

Ordering information

PVA-2P500 PAVIRO Power Amplifier
 2 × 500 Watt
 Order number **PVA-2P500**

PVA-2P500-CN PAVIRO Power Amplifier
 2 × 500 Watt, chinese version
 Order number **PVA-2P500-CN**

Represented by:

Americas:
 Bosch Security Systems, Inc.
 12000 Portland Avenue South
 Burnsville MN 55337, USA
 Phone: +1-800-392-3497
 Fax: +1-800-955-6831
 audiosupport@us.bosch.com
 www.boschsecurity.com

Europe, Middle East, Africa:
 Bosch Security Systems B.V.
 P.O. Box 80002
 5617 BA Eindhoven, The Netherlands
 Phone: + 31 40 2577 284
 Fax: +31 40 2577 330
 emea.securitysystems@bosch.com
 www.boschsecurity.com

Asia-Pacific:
 Robert Bosch (SEA) Pte Ltd, Security Systems
 11 Bishan Street 21
 Singapore 573943
 Phone: +65 6571 2808
 Fax: +65 6571 2699
 apr.securitysystems@bosch.com
 www.boschsecurity.asia

China:
 Bosch (Shanghai) Security Systems Ltd.
 201 Building, No. 333 Fuquan Road
 North IBP
 Changning District, Shanghai
 200335 China
 Phone +86 21 22181111
 Fax: +86 21 22182398
 www.boschsecurity.com.cn

America Latina:
 Robert Bosch Ltda Security Systems Division
 Via Anhanguera, Km 98
 CEP 13065-900
 Campinas, Sao Paulo, Brazil
 Phone: +55 19 2103 2860
 Fax: +55 19 2103 2862
 latam.boschsecurity@bosch.com
 www.boschsecurity.com